



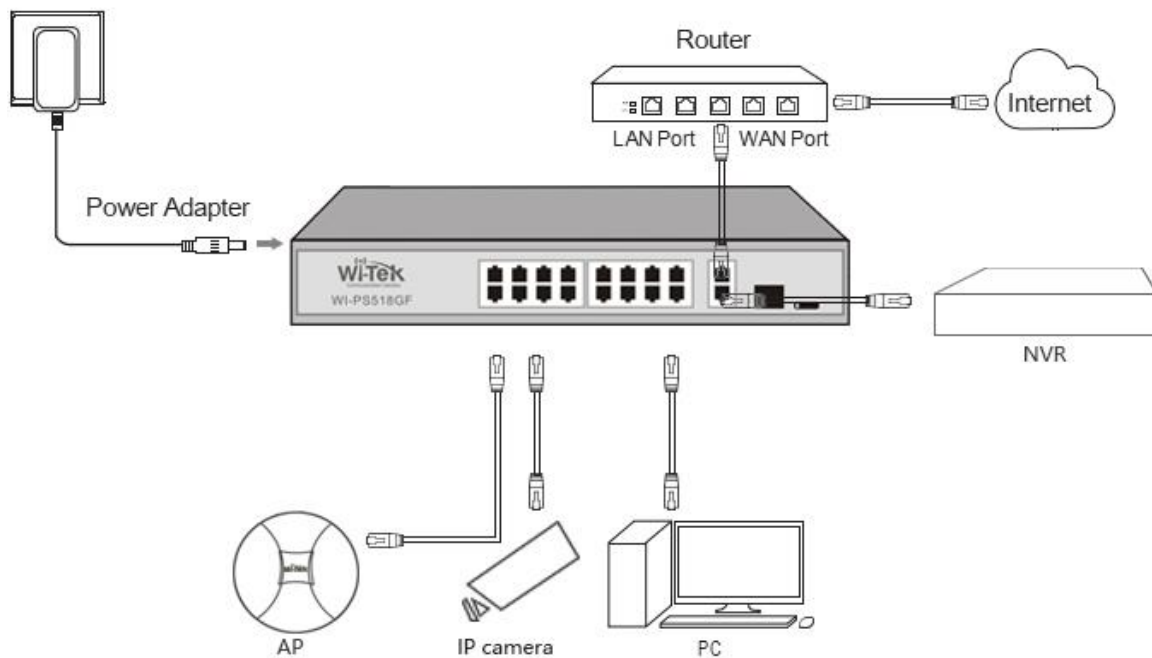
WI-PS205
6-Port 48V 100Mbps Long Range
PoE Switch with 4-Port PoE
Data sheet

Highlights

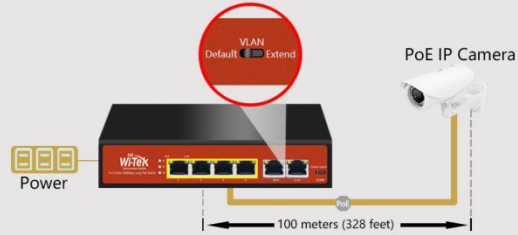
- 6 100Mbps Ports with 4 PoE ports
- Supports PoE power up to 30W for each port
- Supports PoE IEEE 802.3af/at compliant PDs
- Internal power adapter supply 65W output power
- Support 250meters Long range PoE transmit
- Support Port VLAN(Port isolation)



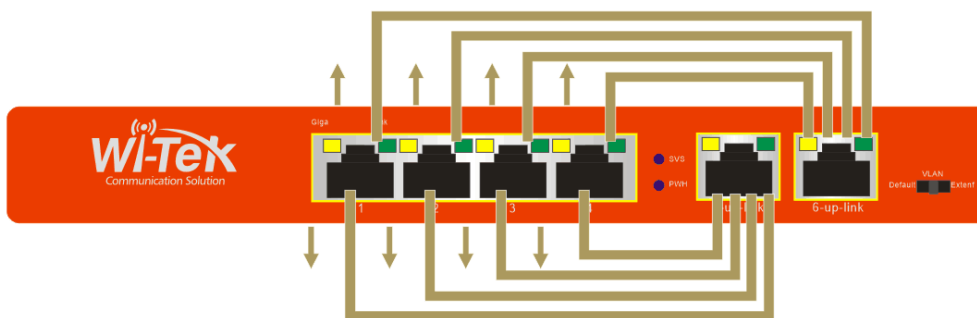
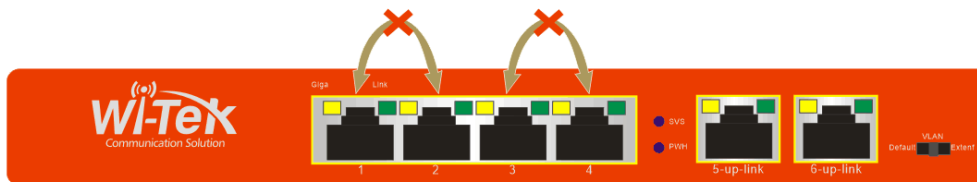
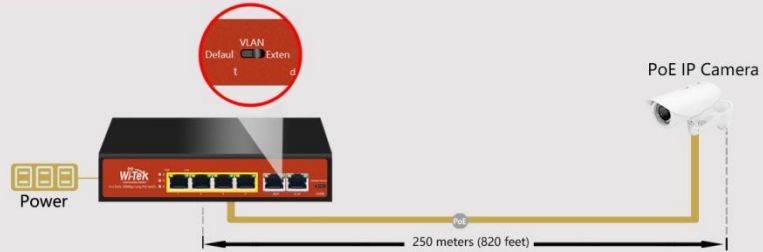
Typical Applications



Standard PoE Mode



Extend PoE Mode



Description

what this product does

WI-PS205 is a 6-port 10/100Mbps unmanaged switch that requires no configuration and

provides 4 PoE Ports. The 6-Port 10/100Mbps desktop switch provides an easy way to expand your wired network. All 6 ports support auto-MDI/MDIX, eliminating the need to worry about the type of cable to use. Featuring full duplex mode, the WI-PS205 can process data at a rate of up to 200Mbps making it an ideal choice for expanding your high performance wired network. Moreover, WI-PS205 Support 250meters Long range PoE Transmit via Cat5/Cat6 cable. with innovative energy-efficient technology, the WI-PS205 can save up to 68% of power consumption, making it an eco-friendly solution for your home or office network.

High Performance

WI-PS205 Fast Ethernet Switch provides 6 10/100Mbps Auto-Negotiation RJ45 ports. All ports support Auto MDI/MDIX function, eliminating the need for crossover cables or Uplink ports. Featuring non-blocking switching architecture, WI-PS205 forwards and filters packets at full wire-speed for maximum throughput. With 10K Jumbo frame, the performance of large files transfers is improved significantly. And IEEE 802.3x flow control for Full Duplex mode and backpressure for Half Duplex mode alleviate the traffic congestion and make WI-PS205 work reliably.

Easy to Use

The auto features of this Ethernet switch make installation plug and play and hassle-free. No configuring is required. Auto MDI/MDIX eliminates the need for crossover cables. Auto-negotiation on each port senses the link speed of a network device (10, 100 Mbps) and intelligently adjusts for compatibility and optimal performance.

Specifications

HARDWARE FEATURES	
Interface	6 10/100Mbps RJ45 Ports
Network Media	10/100BASE-TX: UTP category 5 or better (maximum 250m)
Fan Quantity	Fanless
Power Consumption	65W (max. with PoE device connected)
External Power Supply	Internal Power Adapter(Output: DC52V / 1.25A)
PoE Ports (RJ45)	Standard: 802.3 af/at compliant PoE Ports: Port1- Port4 Power Supply: 65W
Backplane Bandwidth	1.2Gbps
Mac Address Table	2K
Packet Forwarding Rate	900Kpps
Buffer	768Kbps
Jumbo Frame	10240Bytes
Dimensions	190*130*35 mm(L*W*H)

SOFTWARE FEATURES	
Transmission Method	Store-And-Forward
Advanced Functions	Priority Function Mac Address Auto-Learning And Auto-Aging Store and forward IEEE 802.3x flow control for Full-duplex Mode Backpressure for Half-duplex Mode

OTHERS	
Certification	CE, FCC, RoHS
Package Contents	POE Switch Electric Line Guide Book/Warranty Card
	Operating Temperature:



WIRELESS-TEK TECHNOLOGY LIMITED
 www.wireless-tek.com
 Email: sales@wireless-tek.com
 Technical Support: tech@wireless-tek.com